


Typical Uses:

LEAKING BOOTS, WADERS, WETSUITS & WATERPROOFS

Clean surfaces before beginning repair!



Fix rips and tears in PVC, Plastic, Rubber, latex, Breathable Fabrics, Leather and most other materials. Hundreds of uses around the home and garden.



Stormsure will make patchless repairs over holes forming a tough flexible membrane.



Repair Tri-laminate and Neoprene Seams, Rips, Punctures and Abrasion. Permanent repairs on Wetsuits and Drysuits.



Structural failure in Walking Boot repaired. Great for repairing worn Heals and Soles on most Shoes.

Typical Uses:

BAGS, SEAMS AND WORN FABRICS

Clean surfaces before beginning repair!



Reproof leaking seams and stitching on Rainwear and Foul Weather Clothing. Works well on taped seams.



Used by Body Surfers, Kite Surfers, Divers, Tri-athletes on Wetsuits and Drysuits. "A Repair Kit in a Tube!"



Rips, tears and cuts in rucksacks and bags. Also lengthen and repair straps.



Tents, groundsheets and awnings can be quickly repaired, often without a patch.

Typical Uses:

COMMON USES FOR STORMSURE

Use soap & water and a solvent to degrease



Repairs worn soles and heels. Apply in several layers. Sprinkle sand on final layer to ensure a non-slip surface.



Airtight and watertight repairs on Paddling Pools, air beds and inflatable toys.



Stormsure is the Best Repair Product for all watersports equipment. Keep a tube in your kit bag. Ideal for Extreme Sports.



Fix bonded and taped seams, leaks and other damage on Walking Boots, Wellington Boots and Waders.

Made in the United Kingdom

STORMSURE

Fixes rips, tears and leaks... PERMANENTLY!

Instructions and Tips

How to make the most of STORMSURE



Other uses for STORMSURE:

"A Repair Kit in a Tube!"

Buy online at www.stormsure.com



Hundreds of uses for STORMSURE:

Typical Uses:

WATERPROOF MATERIALS WITH RIPS, TEARS AND HOLES

Tents, Awnings, Boots, Waders, Clothing...

Typical Uses:

BOOTS, SHOE SOLES AND TRAINERS

Repair leaks, worn soles and failures in footwear

Typical Uses:

LEATHER AND STRAPS

Saddlery, bags, shoes, motorcycle clothes

Quick Cure:

STORMCURE ACCELERATOR

Make a Stormsure repair in about an hour




1. Rip and hole in material.




5. Apply glue over rip and hole.




2. Clean and degrease.



6. Allow glue to cure.



3. Tape over front of rip and damaged area.



7. Remove tape.



4. Turn over.



8. Rip is now fixed.



1. Sole on shoe has become loose or unstitched.




2. Clean surfaces that are to be glued.



3. Apply glue.




4. Hold surfaces together with elastic bands or clamps and allow glue to cure.



1. Broken leather strap.




2. Clean the parts.




3. Apply tape on the two parts.



4. Turn over strap.



5. Apply glue on the join on the back of strap.



6. Allow glue to cure.



7. Remove the tape, the strap is now fixed.



Stormsure is available in 90g, 15g and 5g tubes.

Use StormCure Liquid to clean the damaged area. With a cloth wipe the damaged area with a few drops of StormCure Liquid, this will clean the surface and improve the bond strength.

To speed up the cure time, mix 1 part of StormCure Liquid with 4 parts of STORMSURE Adhesive and apply to the damaged area. This will reduce the curing time to about an hour. Cure time depends on temperature & humidity.



Repair Inflatable Boats, RIBs, Air Beds, Lilos, Beach Balls, Swimming Aids, Arm Bands, Surf Kite Bladders, Cycle Tubes.



Multiple uses in sailing and aquatic sports.



Emergency repairs to Life Jackets and Safety Equipment.



Repair holes and leaks in horse rugs and blankets quickly, and with no stitching.



Restore waterproof creases and make them abrasion resistant.



Other uses for STORMSURE:

STORMSURE repairs worn and damaged shoes



Other uses for STORMSURE:

Stormsure Limited, Valley Farm, London Road, Balsham, Cambridge, CB21 4HH England.
T: +44 (0)1638 570478 F: +44 (0)1638 570499 E: info@stormsure.com

www.stormsure.com